

# WIRE MESH

Available in woven and welded. Full Rolls, panels, or cut to length

**Materials:** Plain Steel  
Pre-Galvanized  
Hot Dipped Galvanized  
Stainless Steel

**Available Square Openings:**

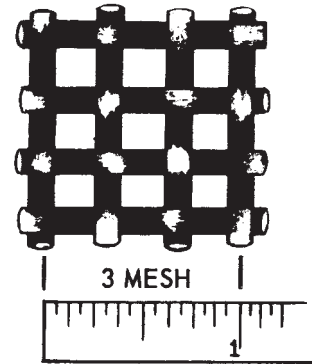

**WOVEN**

Opening/Mesh	Diameter	Material
1/2"	0.120	Plain Steel/Stainless
5/8"	0.120	Plain Steel
3/4"	0.120	Plain Steel
1"	.120;.135;.250	Plain Steel/Stainless
1-1/2"	.120;.135;.250	Plain Steel
1-1/2"	0.120	Stainless Steel
2"	.120;.135;.250	Plain Steel
2"	.120;.250	Stainless Steel
3"	0.250	Plain Steel
4"	0.250	Plain Steel

1 Mesh	.080;.105;.120	Plain Steel
1 Mesh	0.120	Stainless Steel
2 Mesh	.063;.120;.135	Plain Steel/Stainless
3 Mesh	.063;.105	Plain Steel
3 Mesh	.047;.063;.080	Stainless Steel
4 Mesh	.063;.080	Plain Steel
4 Mesh	.063;.080;.120	Stainless Steel
6 Mesh	.047;.063	Plain Steel/Stainless
8 Mesh	.047;.063	Plain Steel/Stainless
10 Mesh	0.025	Plain Steel/Stainless

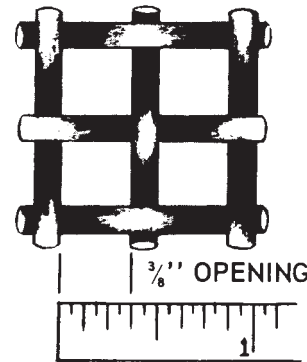
**WELDED**

Opening	Diameter	Material
1" x 1"	0.120	Pre-Galv.
1-1/2" x 1-1/2"	0.135	Plain Steel
2" x 2"	0.120	Stainless Steel
2" x 2"	0.250	Plain Steel
2" x 2"	0.105	Pre-Galv.
2" x 2"	.100;.125;.188	Galv. After
2-1/2" x 2-1/2"	0.162	Plain Steel
3"	0.250	Plain Steel
3"	0.188	Galv. After



**MESH**

Mesh denotes the number of openings per linear inch.



**SPACE**

Space is the actual "clear opening" or open space between parallel wires.

This listing denotes only a small amount of available sizes and materials. For additional information, contact your P & R Metals sales representative.